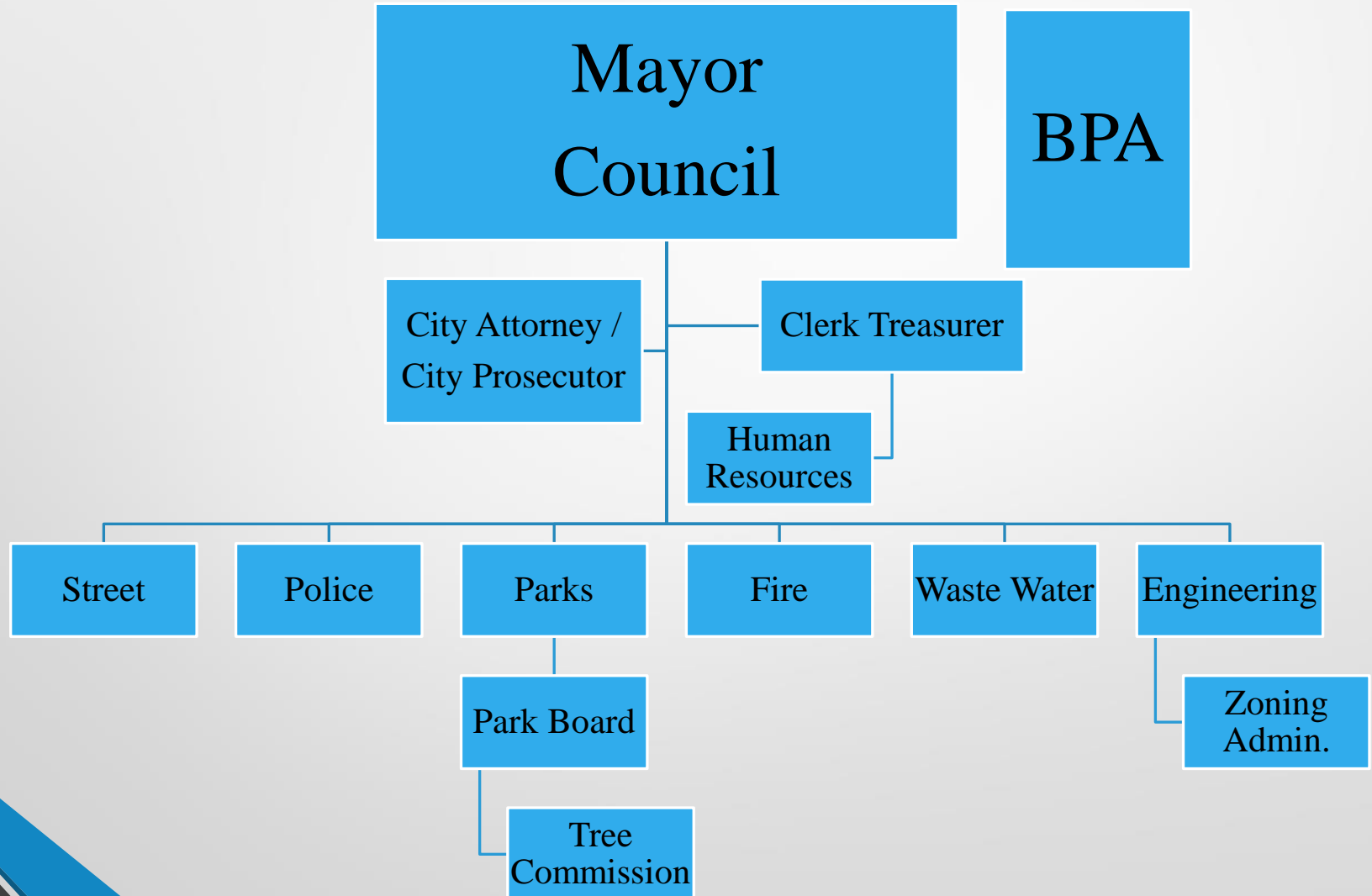


STATE OF THE CITY OF BRYAN



***MAYOR
CARRIE M. SCHLADE
2025***

City of Bryan Organizational Chart



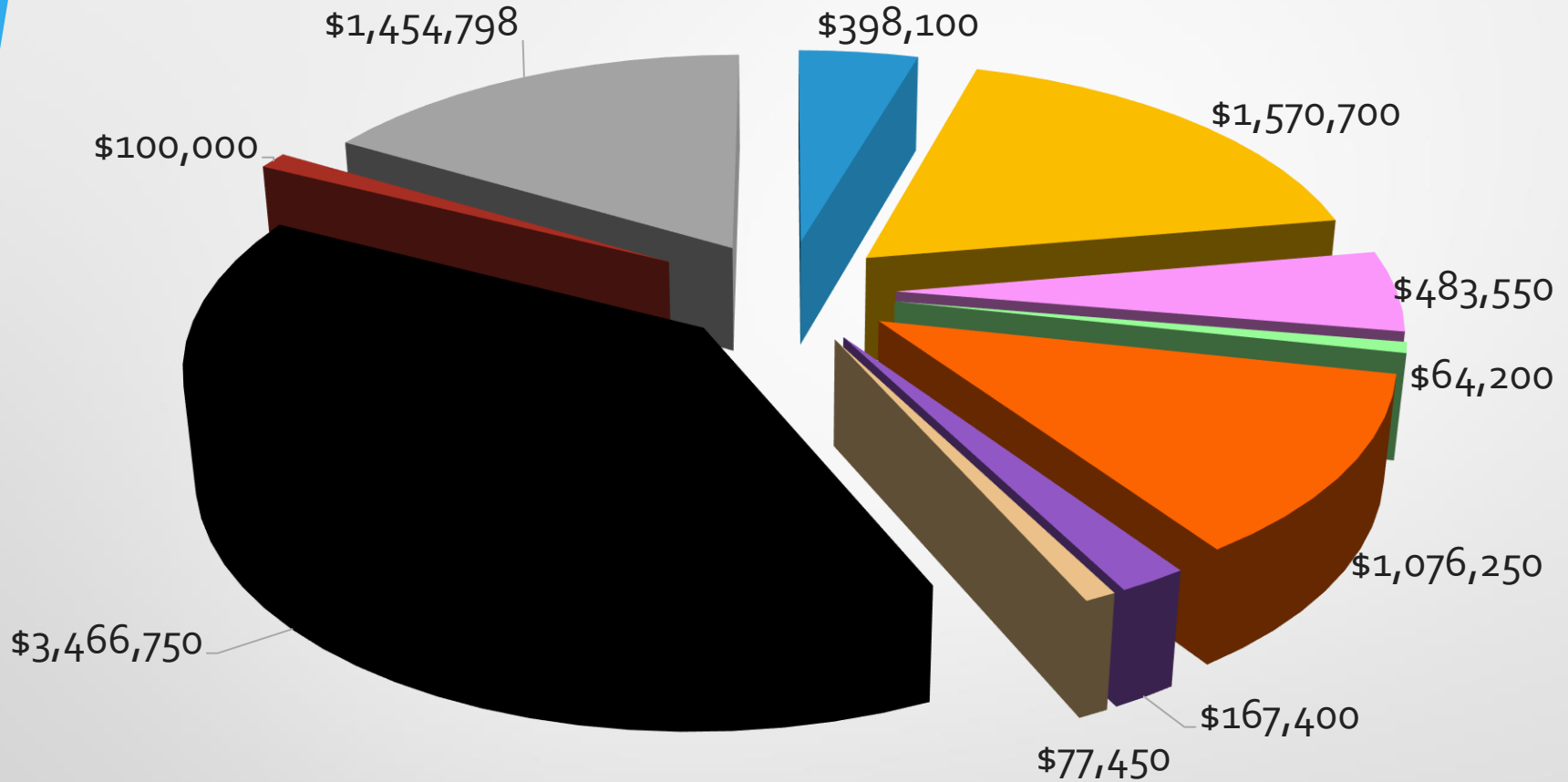
2024 City Employees

DEPARTMENTS	DEPARTMENT HEADS	EMPLOYEES
MAYOR	CARRIE SCHLADE	2
CITY PROSECUTOR	RUPP, HAGANS & BOHMER, LLP	2
CLERK-TREASURER	JOHN LEHNER	9
ENGINEERING	BRIAN WIELAND	6
FIRE	DOUG POOL	8
PARKS & RECREATION	BEN DOMINIQUE	8
POLICE	GREG RUSKEY	23
STREET	TYSON ENGSTROM	11
WASTE WATER	WES WYGANT	6
MUNICIPAL UTILITIES	DEREK SCHULTZ	41
MUNICIPAL COURT	JUDGE KENT NORTH	13
	TOTAL	129

Budget Planning & Comparisons

YEAR	CITY BUDGET	BMU BUDGET	TOTAL BUDGET	GENERAL FUND BUDGET	GENERAL FUND CARRYOVER
2025	\$44,477,983	\$28,647,183	\$73,125,166	\$8,859,198	\$
2024	\$30,499,537	\$26,259,974	\$56,759,511	\$8,403,958	\$2,380,199
2023	\$32,251,910	\$27,301,184	\$59,553,094	\$7,947,009	\$2,244,324
2022	\$29,207,962	\$30,026,264	\$59,234,226	\$7,294,953	\$2,611,492
2021	\$28,167,249	\$28,650,221	\$56,817,470	\$7,133,541	\$2,768,581
2020	\$28,070,659	\$34,233,790	\$62,304,449	\$7,184,999	\$3,300,777
2019	\$28,499,494	\$30,105,811	\$58,605,305	\$6,978,002	\$2,285,195
2018	\$26,671,396	\$31,765,308	\$54,436,704	\$6,882,056	\$2,114,229
2017	\$25,428,436	\$28,855,749	\$54,284,185	\$6,782,906	\$1,992,950
2016	\$24,150,078	\$27,574,982	\$51,725,060	\$6,764,636	\$1,667,536

General Fund Chart 2025



- City Attorney
- Municipal Court
- Clerk-Treasurer
- Council
- Engineering
- Mayor's Office
- Cemetery
- Police Dept.
- Unanticipated
- Parks & Rec

Income Tax Collection - 2024

• .3% Fire	\$1,687,846
• .5% Streets & Sewers	\$2,870,958
• 1% Income	<u>\$5,744,364</u>
TOTAL	\$10,303,168

Inside Property Tax 1-1-25

• General Fund	2.5 Mills
• Police & Fire Pension	<u>0.3 Mills</u>
TOTAL	2.8 Mills

Estimate Tax Revenue \$467,734

Bryan Industrial Park Advisory Committee

Mayor	Carrie Schlade
BMU Director of Utilities	Derek Schultz
City Attorney	Marc Fishel
Council Member	Mary Leatherman
BPA Member	Robert Eyre
Clerk-Treasurer	John Lehner
City Engineer	Brian Wieland
Director Chamber of Commerce	Dan Yahraus
Director of WEDCO	Ashley Epling
Ohio Gas President	Cinthia Reed

Grants Received - \$2,049,273.06

ENGINEERING DEPARTMENT

\$1,743,250.00

- North Main Street - ODOT
\$512,000.00
- Ohio Public Works - South Myers Sanitary
\$275,000.00
- Ohio Public Works - South Walnut Sanitary
\$175,000.00
- Safe Routes to School Phase 2
\$261,250.00
- South Lynn St. Waterline -
\$275,000.00 OPWC
\$245,000.00 Critical Infrastructure

FIRE DEPARTMENT

\$19,636.48

- Ohio EMS Grant
\$5,336.48
- Fire Marshal Training Grant
\$14,300

PARKS DEPARTMENT

\$202,500

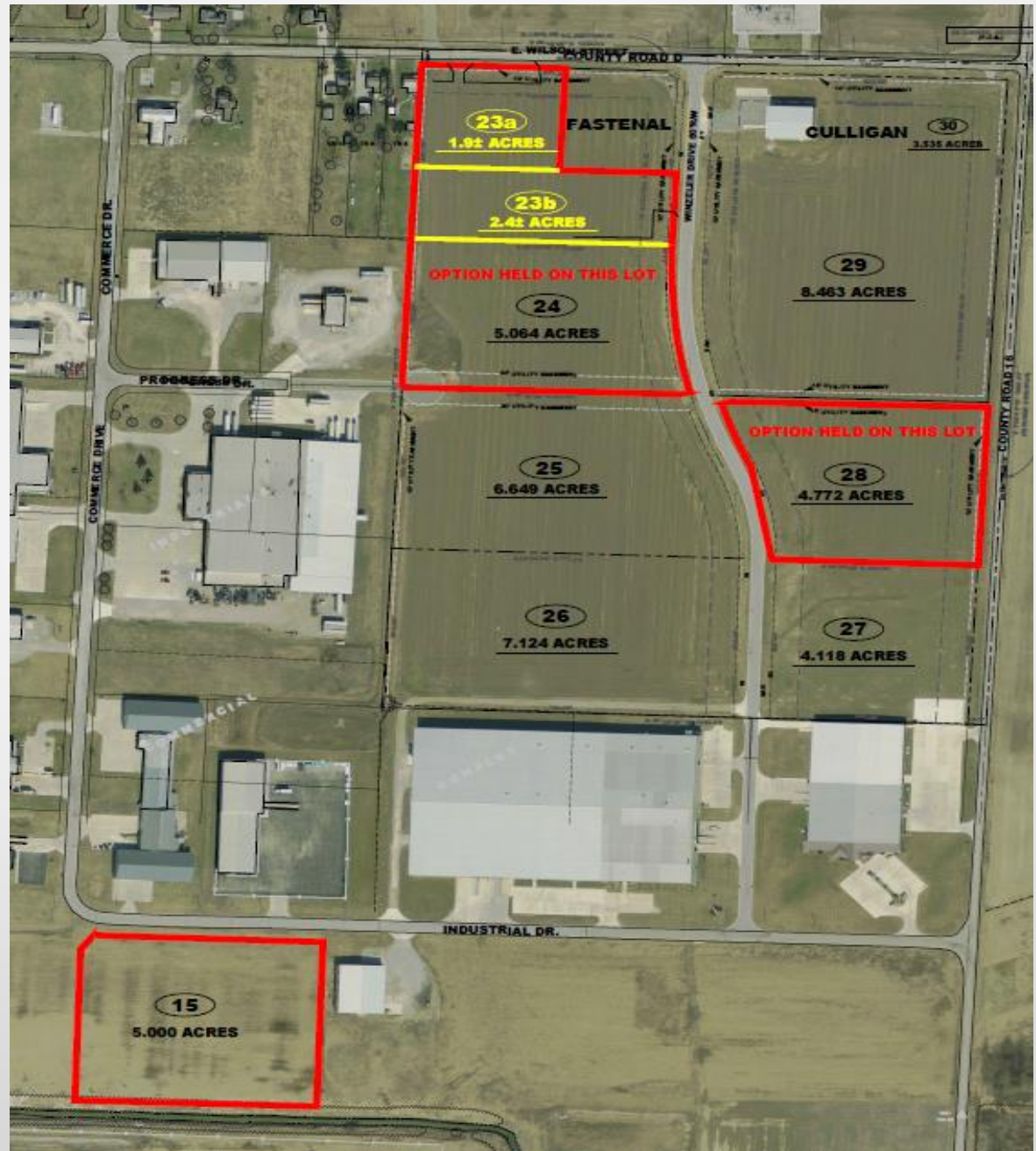
- Bryan Area Foundation Founders Grant
\$2,500.00
- State of Ohio
\$200,000.00

POLICE DEPARTMENT

\$83,886.58

- Brutus Buckle Up
\$4,900.00
- Body Worn Camera Grant
\$7,365.00
- Bulletproof Vest Program
\$7,439.18
- Sounds Gear
\$10,000.00
- American Rescue Plan Act (officer salary
- final) \$54,182.40

Industrial Park Wilson Street



Industrial Park

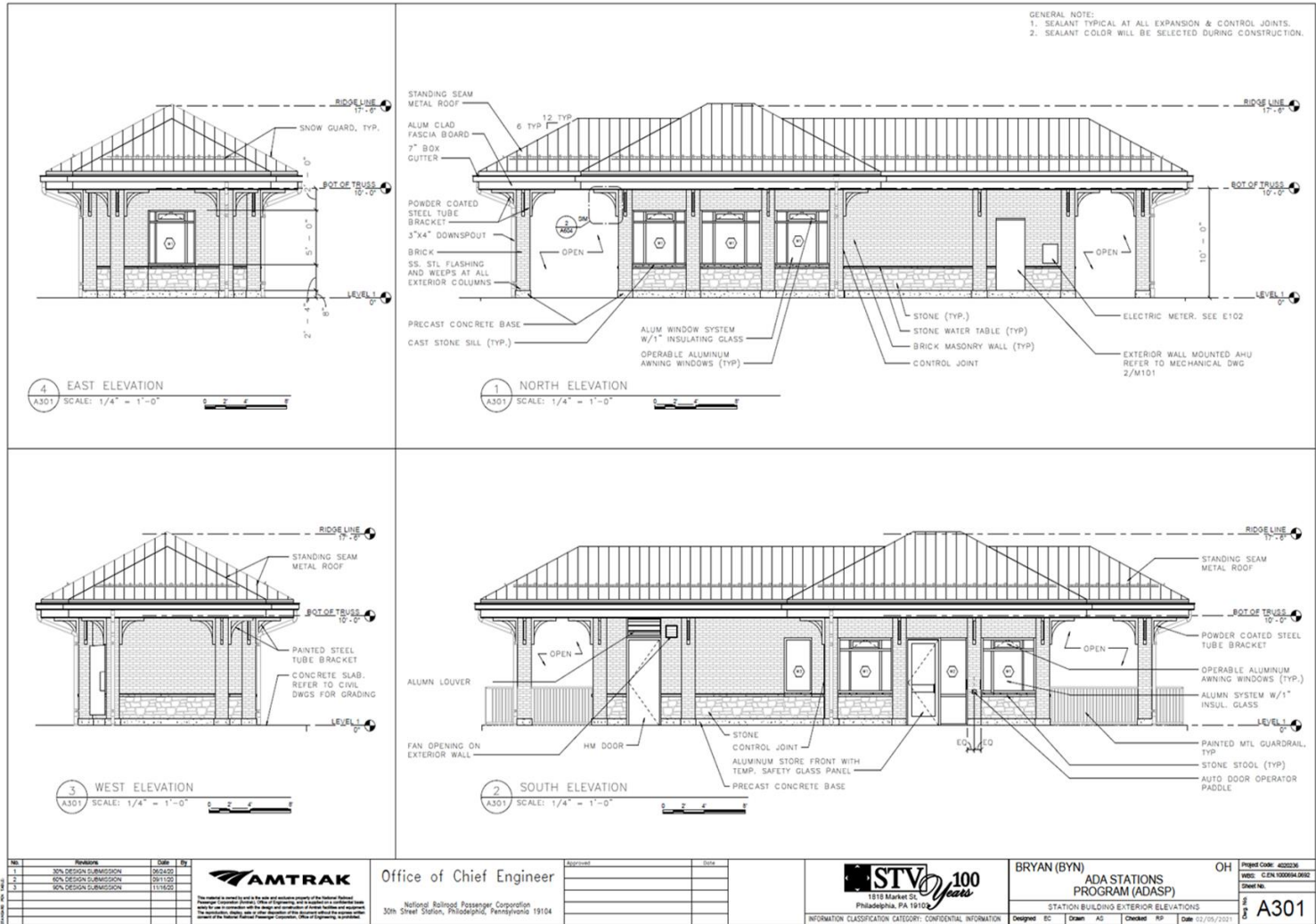
Authenticated
Site



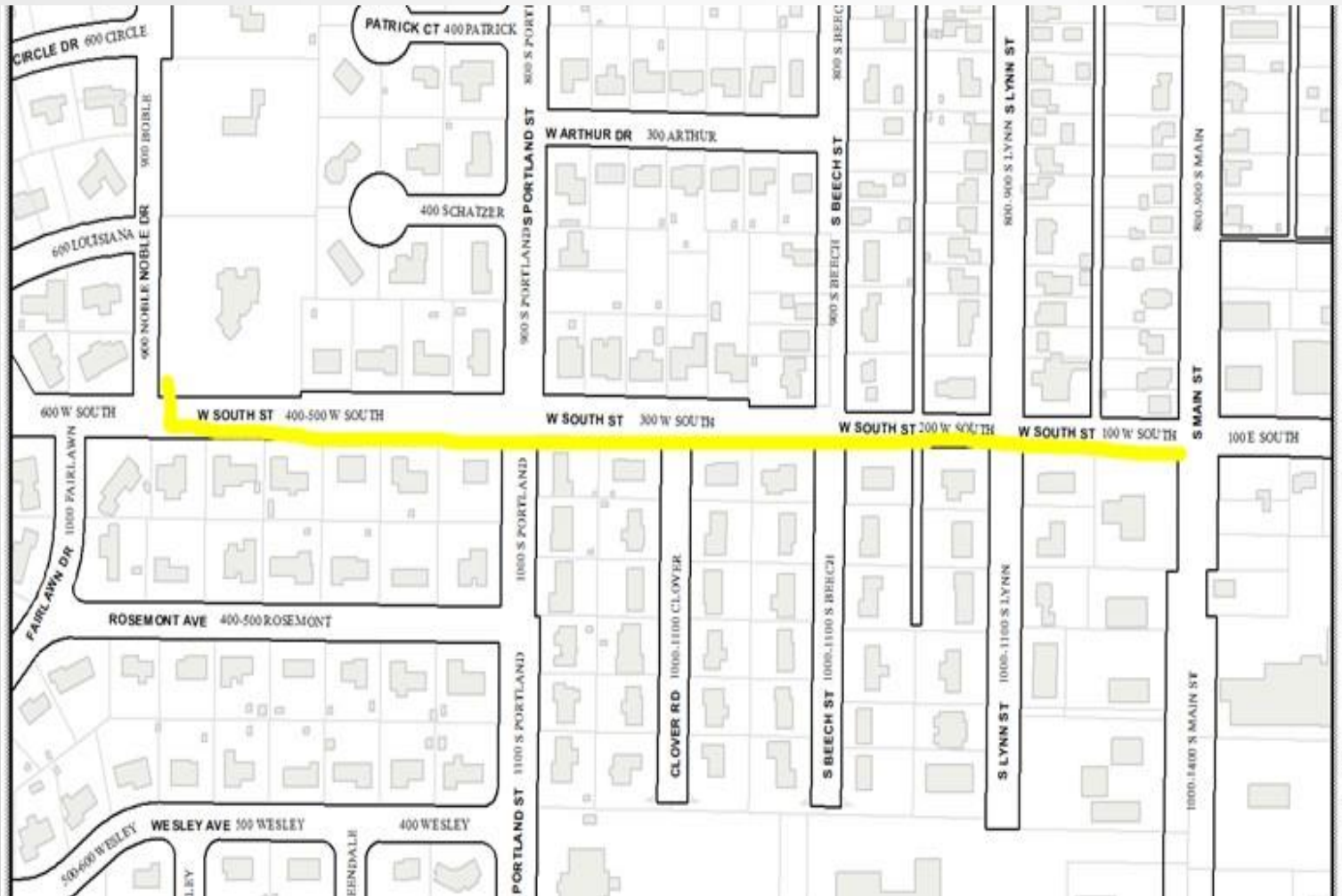
Projects 2025

- 2025 Asphalt Paving Program - \$650,000 budgeted
- 2025 Pavement Marking Program - \$135,000 anticipated
- Lincoln Park Area Sanitary Sewer Replacement - \$400,000 anticipated
- Safe Routes to School Phase 2 Sidewalk - \$300,000 anticipated
- Blakeslee Avenue Reconstruction - \$650,000 anticipated
- South Walnut Area Sanitary Sewer Replacement - \$500,000 anticipated, \$175,000 OPWC Funding
- Don North Municipal Building Shingle Roof Replacement - \$250,000 anticipated
- VIP & Kronos Upgrade
- Strategic Plan
- Non-Bargaining Wage Compensation Plan

AMTRAK Station Upgrade



Safe Routes to School Map – Second Phase





Questions?