

**CITY OF BRYAN  
FIRE DEPARTMENT**



**2024 ANNUAL REPORT**





### INTRODUCTION

We are pleased to submit, the annual report for the City of Bryan Fire Department for 2024. The information presented here are the activities performed by the Fire Department this past year.

The Fire Department is responsible for providing fire suppression, emergency medical care, rescue, special operations and related services to the public. The mission of the Fire Department is in the following statement:

The City of Bryan Fire Department is dedicated to providing the highest level of emergency services to the residents and visitors of our community. The Department protects lives and properties through fire suppression, fire prevention, public education, response to natural and man-made disasters and the rescue of trapped, lost or injured persons. The City of Bryan Fire Department is dedicated to assisting, to the best of our ability, other governmental agencies in the completion of their mission.

### Our Vision

The City of Bryan Fire Department seeks to be a respected and productive organization in the City and surrounding communities, by providing the most professionally trained and experienced personnel with the necessary apparatus and equipment to complete our mission in an efficient and effective manner.

### Core Values

The core values of the City of Bryan Fire Department are *dedication, integrity, professionalism, respect, and service.*

**Dedication:** Dedication is what compels us to serve. It is what drives us to meet every situation faced with, head-on and to be successful.

**Integrity:** Our customers trust us. We are called when people are in desperate situations. They rely on our prompt response to their need. Our members strictly adhere to the highest moral and ethical standards of conduct both on and off the job.

**Professionalism:** The members of the City of Bryan Fire Department will always reflect our core values. Our appearance, attitude, skill, abilities, caring and compassion will inspire those around us and will instill confidence and trust to those we serve.

**Respect:** We treat everyone with respect. In order to respect others we must first respect ourselves, or fellow firefighters and our department. We take a great deal of pride, pleasure, and satisfaction for the work that we do for the City of Bryan.

**Service:** Service to the public is a noble and responsible calling. Our members consider it a privilege to serve the citizens and visitors of the City of Bryan and outlying communities.

Thanks to Mayor Schlade, City Council, all the members of the Fire Department, and the Citizens of our great City for their continued efforts and support to make our Fire Department the best in Northwest Ohio.

Douglas A Pool, Fire Chief

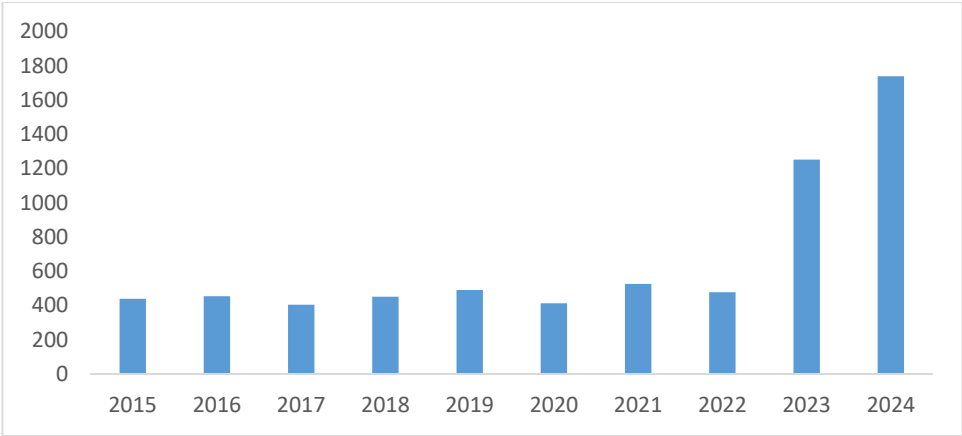


## EMERGENCY ACTIVITY

The City of Bryan Fire Department provides services 24 hours a day 365 days a year through our combination Fire Department. The Department currently employs a Career staff of Fire Chief, Assistant Fire Chief, Captain, and six Fulltime Firefighters with one vacancy. The Department currently has 26 Paid-on-Call / Part-time Firefighters and our Volunteer Chaplain totaling 36 members. Personnel staff the station 24 hours a day seven days a week with a minimum staff of one with 1 fire officer assigned to respond. Part-time staffing is from 7AM to 7PM. All available personnel respond for general alarms.

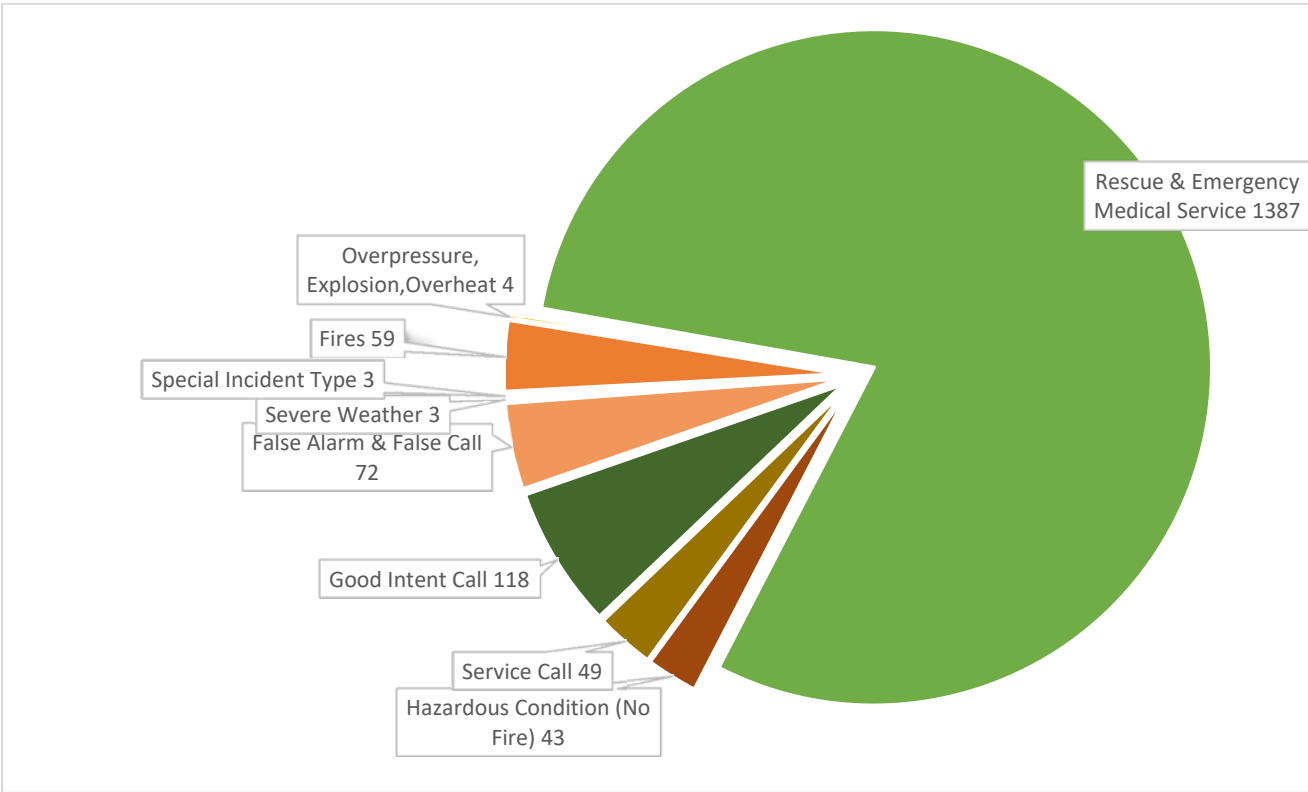
In 2024, The City of Bryan Fire Department responded to 1738 calls for service, a 28% increase from 2023. Additional calls for EMS First Responders attributed to the increase in call volume. The additional calls result from an extra 5 months of EMS calls over 2023 when a change in service occurred mid-year.

Year	Incident
2015	439
2016	454
2017	405
2018	451
2019	491
2020	413
2021	526
2022	478
2023	1251
2024	1738





**EMERGENCY ACTIVITY**



Of the 1738 requests for service in 2024, 59 of the calls were classified as fires, which represents just 4.4% of the total activity for the Fire Department. The following charts shows the types of calls responded to by the Fire Department and the percent of activity for each call type

MAJOR INCIDENT TYPE	# INCIDENTS	% of TOTAL
Fires	59	4.40
Overpressure, Explosion, Overheat	4	0.23
Rescue & Emergency Medical Service	1387	79.8
Hazardous Condition (No Fire)	43	2.47
Service Call	49	2.82
Good Intent Call	118	6.79
False Alarm & False Call	72	4.14
Severe Weather	3	0.17
Special Incident Type	3	0.17
<b>TOTAL</b>	<b>1738</b>	<b>100%</b>





## 2024 Annual Report

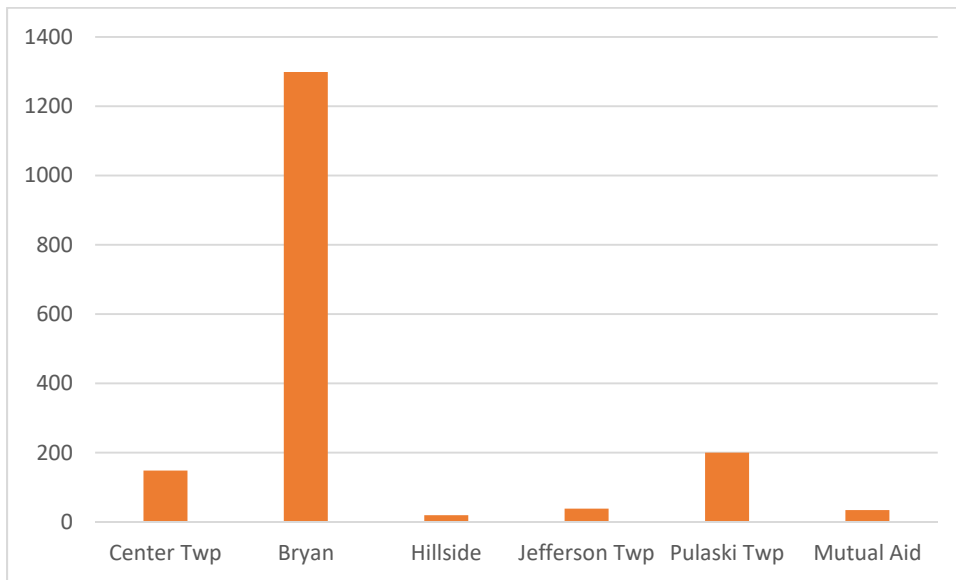
Incident Type		
Building fire	25	1.44%
Cooking fire, confined to container	2	0.12%
Chimney or flue fire, confined to chimney or flue	2	0.12%
Fuel burner/boiler malfunction, fire confined	1	0.06%
Trash or rubbish fire, contained	2	0.12%
Passenger vehicle fire	6	0.35%
Camper or recreational vehicle (RV) fire	1	0.06%
Off-road vehicle or heavy equipment fire	3	0.17%
Forest, woods or wildland fire	3	0.17%
Brush or brush-and-grass mixture fire	3	0.17%
Grass fire	3	0.17%
Outside rubbish, trash or waste fire	4	0.23%
Outside equipment fire	2	0.12%
Cultivated vegetation, crop fire, other	1	0.06%
Cultivated grain or crop fire	3	0.17%
Excessive heat, scorch burns with no ignition	4	0.23%
Medical assist, assist EMS crew	965	55.52%
EMS call, excluding vehicle accident with injury	334	19.22%
Motor vehicle accident with injuries	58	3.34%
Motor vehicle/pedestrian accident (MV Ped)	1	0.06%
Motor vehicle accident with no injuries.	22	1.27%
Extrication, rescue, other	2	0.12%
Extrication of victim(s) from vehicle	3	0.17%
Rescue or EMS standby	2	0.12%
Hazardous condition, other	1	0.06%
Gasoline or other flammable liquid spill	3	0.17%
Gas leak (natural gas or LPG)	11	0.63%
Oil or other combustible liquid spill	4	0.23%
Chemical hazard (no spill or leak)	2	0.12%
Chemical spill or leak	4	0.23%
Carbon monoxide incident	6	0.35%
Electrical wiring/equipment problem, other	2	0.12%
Heat from short circuit (wiring), defective/worn	1	0.06%
Power line down	3	0.17%
Arcing, shorted electrical equipment	6	0.35%
Service Call, other	5	0.29%
Animal rescue	1	0.06%
Public service assistance, other	5	0.29%
Assist police or other governmental agency	3	0.17%
Public service	15	0.86%
Assist invalid	2	0.12%
Unauthorized burning	14	0.81%
Cover assignment, standby, moveup	4	0.23%
Good intent call, other	2	0.12%
Dispatched & canceled en route	79	4.55%
Wrong location	1	0.06%
No incident found on arrival at dispatch address	9	0.52%
Authorized controlled burning	7	0.40%
Prescribed fire	1	0.06%
Smoke scare, odor of smoke	8	0.46%
Steam, vapor, fog or dust thought to be smoke	2	0.12%
EMS call, party transported by non-fire agency	2	0.12%
HazMat release investigation w/no HazMat	7	0.40%
False alarm or false call, other	7	0.40%
System malfunction, other	1	0.06%
Sprinkler activation due to malfunction	1	0.06%
Smoke detector activation due to malfunction	4	0.23%
Heat detector activation due to malfunction	1	0.06%
Alarm system sounded due to malfunction	12	0.69%
CO detector activation due to malfunction	9	0.52%
Sprinkler activation, no fire - unintentional	4	0.23%
Smoke detector activation, no fire - unintentional	13	0.75%
Detector activation, no fire - unintentional	3	0.17%
Alarm system activation, no fire - unintentional	14	0.81%
Carbon monoxide detector activation, no CO	3	0.17%
Wind storm, tornado/hurricane assessment	2	0.12%
Severe weather or natural disaster standby	1	0.06%
Citizen complaint	3	0.17%
		1,738



## EMERGENCY ACTIVITY

The Fire Department not only has responsibilities within the City of Bryan, but we also have responsibilities in the adjoining Townships that surround the City through fire protection contracts.

ZONE	# INCIDENTS
Center Twp.	148
Bryan	1299
Hillside	19
Jefferson Twp.	38
Pulaski Twp.	200
Mutual Aid Given	34
<b>TOTAL:</b>	<b>1738</b>



Assisting our neighboring communities is an important aspect of the Fire Department. As we have seen, no Fire Department has all of the necessary resources to handle many of our calls for service. Through Automatic Aid and Mutual Aid, we are able to help and receive help from our neighbors to meet their mission and ours. Last year our Firefighters were dispatched 15 times for automatic aid and 14 times for mutual aid with neighboring departments. The Fire Department received help from neighboring departments 6 times with automatic aid and 8 times with mutual.

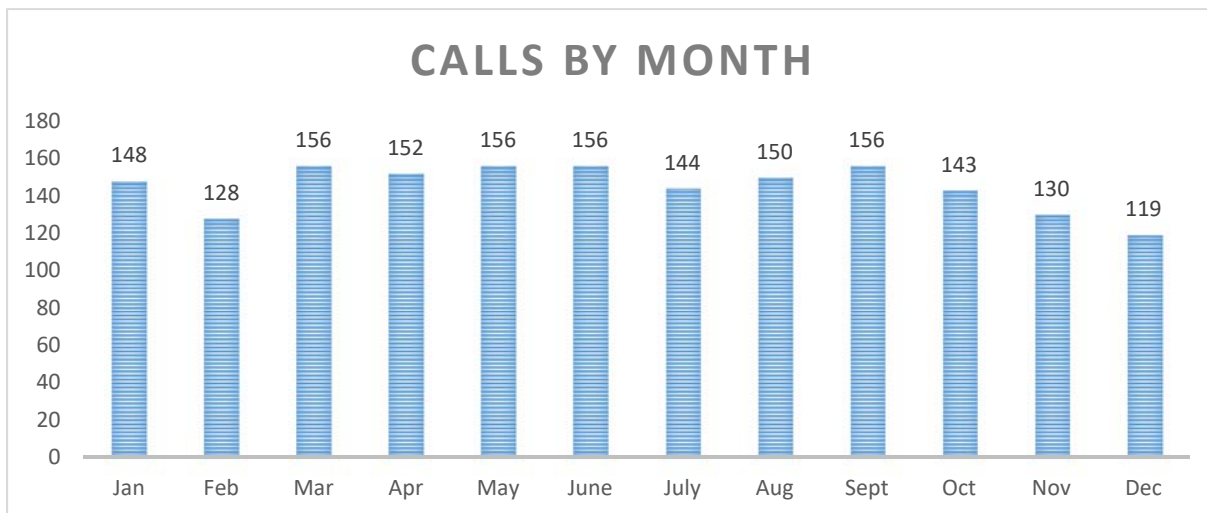


## EMERGENCY ACTIVITY

In 2024, the average time for the first fire apparatus to arrive at all emergency calls for service decreased by more than 1 minute from 2023. Much of the improved response time is a result of having staff on station. The average time spent on an individual call in 2024 was twenty-four minutes. This is a reduction of 3 minutes from 2023. The Fire Department is always striving to improve as we provide service to our community. The Fire Department's aim is to improve our service level and ensure that our responses meet the needs of the community. We accomplish this by continually reviewing current operations, training needs, operational planning, confirming automatic mutual aid and continued development of our combination department.

Zone	AVERAGE RESPONSE TIME (in minutes) to scene
Hillside	7.79
Mutual Aid	8.80
Jefferson Twp.	6.25
Center Twp.	5.72
Pulaski Twp.	4.78
Bryan	2.85

Our average monthly call volume was 144.8. The following chart will give you a glimpse of the busiest month.



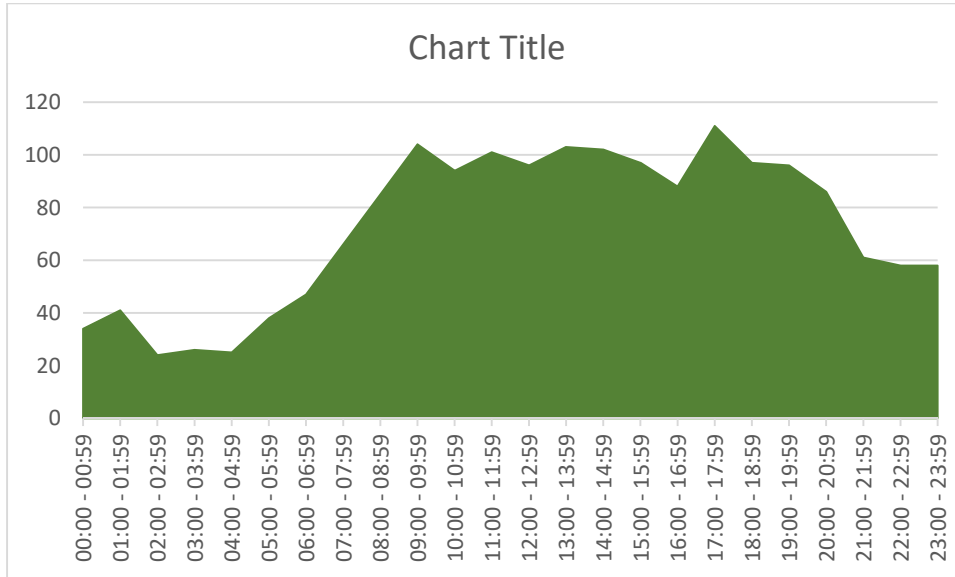




**EMERGENCY ACTIVITY**

Incidents by Hour

We continue to see an increase in call volume beginning after 6AM and tapering off after 6PM.



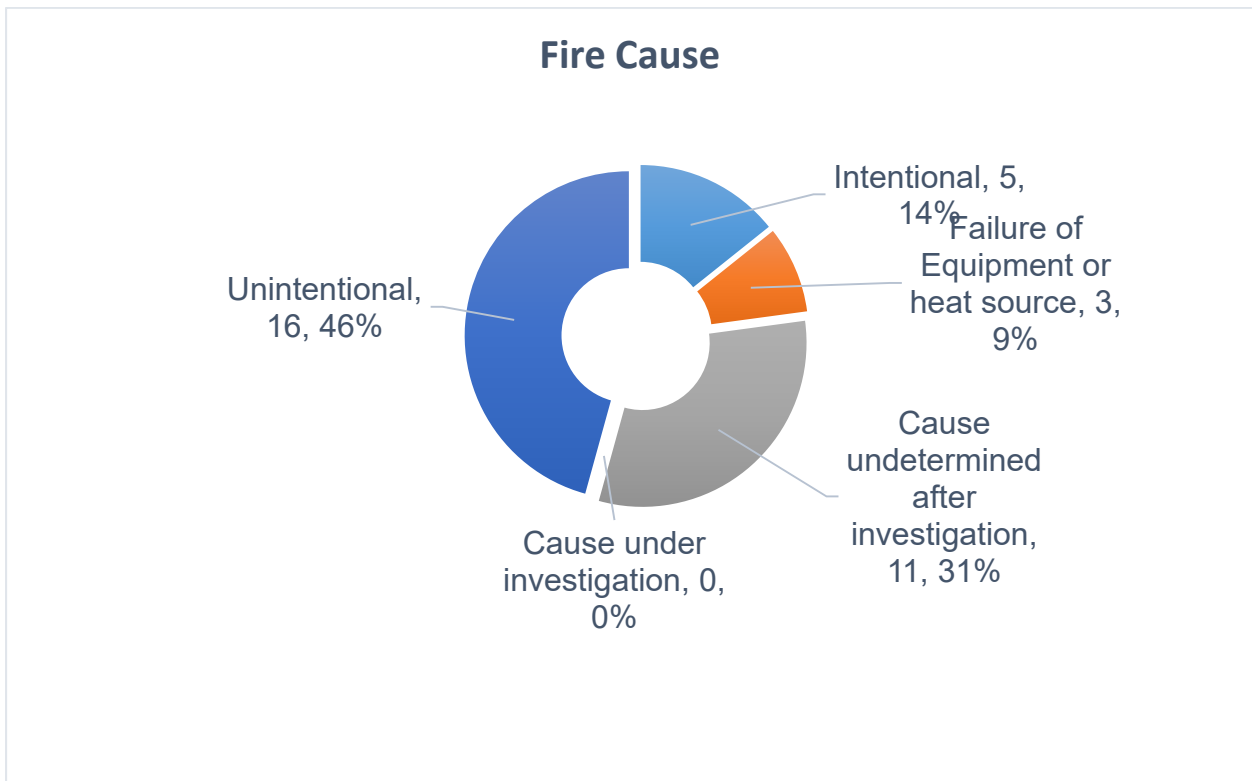
HOUR	# of CALLS
00:00 - 00:59	34
01:00 - 01:59	41
02:00 - 02:59	24
03:00 - 03:59	26
04:00 - 04:59	25
05:00 - 05:59	38
06:00 - 06:59	47
07:00 - 07:59	66
08:00 - 08:59	85
09:00 - 09:59	104
10:00 - 10:59	94
11:00 - 11:59	101
12:00 - 12:59	96
13:00 - 13:59	103
14:00 - 14:59	102
15:00 - 15:59	97
16:00 - 16:59	88
17:00 - 17:59	111
18:00 - 18:59	97
19:00 - 19:59	96
20:00 - 20:59	86
21:00 - 21:59	61
22:00 - 22:59	58
23:00 - 23:59	58



## EMERGENCY ACTIVITY

### FIRES

The Fire Department responded to 18 residential fires 14 other structural fires in 2024. During 2024, 10 vehicle fires were reported and 17 other outside fires. Fifty-nine (59) were fires reported in 2024. Our dollar loss in property and contents totaled an estimated \$201,500.00. This accounts for 1.15% of the total estimated property value involved. Firefighters saved an estimated \$17,579,650.00 in involved property last year or 98.85%. One civilian fire fatality occurred on May 4, 2024 in a residential structure.





## **FIRE PREVENTION**

Our Fire Prevention Section has multiple responsibilities within the Fire Department accomplished through public education, building plan review, and code enforcement. The Fire Department works in conjunction with the Engineering Department and Bryan Municipal Utilities to ensure that new construction meets the minimum fire safety requirements. Existing commercial, industrial, and educational facilities are inspected on a regular basis. Home inspections are also conducted if requested by the homeowner. Last year 101 fire inspections were completed. As a delegated authority for underground storage tanks, the Fire Prevention Section witnesses installation and repairs to ensure compliance.

Fire Safety programs are an important part of Fire Prevention. Fire Department Personnel trained as Life Safety Educators develop and deliver programs to different groups in the community including schools, businesses, industry, community groups, and neighborhood associations. Each tailored to the specific audience. Last year, extinguisher training, CPR and education programs delivered in our community reached more than 2000 adults and children.







## **TRAINING**

Our Training section provides training not only to our firefighters but also through our training academy to area fire departments and firefighters. Training of Fire Department members is probably one of the most important aspects of the Fire Department. Fire Department personnel are required to maintain their professional licensures through continuing education. We are always providing ongoing and comprehensive training topics that enhance our Firefighter's knowledge and give them the tools and resources that they need to be prepared for our multifaceted environment. Certification classes for Volunteer (36 hours), Firefighter I (170.5 hours) and Firefighter II transition (89 hours) hosted 46 students from 16 different area fire departments.





## **UNMANNED AIRCRAFT ACTIVITIES**

Our Mavic Pro UAS was utilized for this year to assist to assist Parks and Recreation with updates and planning at the Inclusive Park. Additional flights were conducted to assist the Village of Edgerton with investigations.

Currently three certified UAS pilots are on staff. The Mavic is equipped for night flights, but does not have thermal imaging capabilities. Recorded flight time for 2024 was 54 minutes. A lifetime total of 24.3 hours are on the aircraft.







## APPARATUS

A list of apparatus is below. Tower 27 has been repaired and is certified for operation. Cost of apparatus has increased dramatically. The expected replacement cost of a Pumper is \$950,000. The Ladder is estimated at \$2,25000. The lead-time on new fire trucks is 2 to 3 years from order. The 2005 International ambulance was removed from service in 2024 as it was in need of major repairs and not being utilized for transport service.

### Pumpers

2011 Sutphen	<i>Engine 24</i>		1 <sup>st</sup> due
1999 Sutphen	<i>Engine 21</i>		2 <sup>nd</sup> due
1979 Mack	<i>Engine 22</i>	(purchased and refurbished 1989)	3 <sup>rd</sup> due
1983 Pierce	<i>Engine 23</i>		Reserve

### Ladder

1994 Sutphen	<i>Tower 27</i>	-	
--------------	-----------------	---	--

### Rescue

1986 GMC/Summit	<i>Rescue 25</i>		
-----------------	------------------	--	--

### Water Tanker

2004 International/ 4 Guys	<i>Tanker 26</i>		
----------------------------	------------------	--	--

### Grass/Wildland Apparatus

2016 Chevy 3500	<i>Truck 28</i>		
-----------------	-----------------	--	--

### Hazardous Materials Response

1988 International/Hackney (1996 Refurbished)	<i>HazMat 1</i>		
---	-----------------	--	--

### Support Vehicles

1996 Ford F-350	<i>Foam 20</i>		
2008 Chevy Tahoe	<i>Tahoe 2</i>		
2016 Chevy Tahoe	<i>Chief 20</i>		
2022 Dodge Ram	<i>Chief 21</i>		





**BRYAN FIRE DEPARTMENT**

Roster as of 12/31/2023

Douglas A. Pool, Fire Chief  
Jeremy Miklovic, Assistant Fire Chief  
Dustin Gillett Captain  
John W. MacFarlane, Chaplain

**CAREER FIREFIGHTERS**

Elijah Partee  
Devin Johnson  
William Douglas  
Andrew McDougall  
Damon Beltz  
(vacant)

**PART TIME / PAID-ON-CALL FIREFIGHTERS**

Gregory Grisier, Lieutenant \*  
Kevin Temple, Lieutenant \*  
Eric McClaine, Lieutenant \*  
Josh Anderson  
Leonard Bauer \*  
Rodney Carlisle \*  
Paul Combs  
John Elwood  
Zachary Fisher \*  
Ryan Hake \*  
Adam Helms  
Robert Herber  
Jared McCann

Apryl McClaine \*  
Zakaree Merschorf \*  
Kolton Myers \*  
Michael Ruby  
Felix Salinas  
Casey Sanders \*  
Brian Sheets  
Drew Short  
Hunter Streeter  
Brad Stucky  
Reid Thompson \*  
Joseph Walker \*  
Beau Zuver

*\*Assigned pager for on call response*